

Mostec AG
Mess- und Regeltechnik
Lausenerstrasse 13a
CH-4410 Liestal
Switzerland
Tel. +41 61 921 40 90
Fax +41 61 921 40 83
Internet www.mostec.ch
E-Mail info@mostec.ch

MOSTEC

pH/mV-controller Type M8832N



Technical description

The type M8832N controller is suitable for pH control systems and for redox titrations with known end point potential.

Typical applications include waste water neutralization, redox control, bio-reactor control and chemical processes in continuous or batch-type operating modes.

Even processes with highly non-linear titration curves can be controlled with the M8832N, thus making it always possible to set up control systems that work in a stable manner. The quasi-steady working principle of the three-point controller

eliminates the need for using proportional valves when adding reagents; two-position or open/close valves are sufficient.

As a result, the reagent viscosity plays a minor role; if necessary, pneumatic or hydraulic valves can be used.

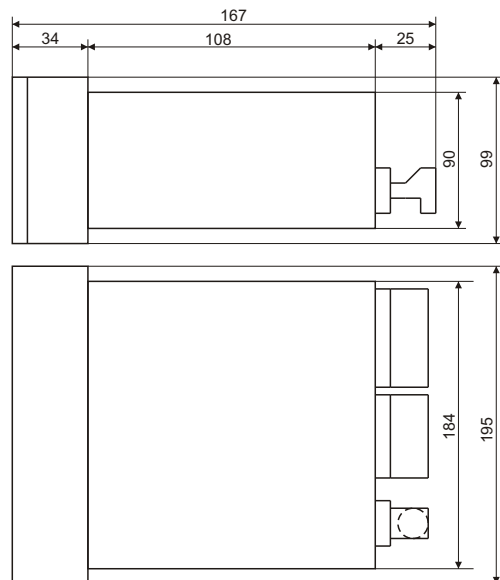
By this way, inexpensive control elements are used and valve adjustments are eliminated.

The actual value, the setpoint and temperature can be easily read from the integrated digital display.

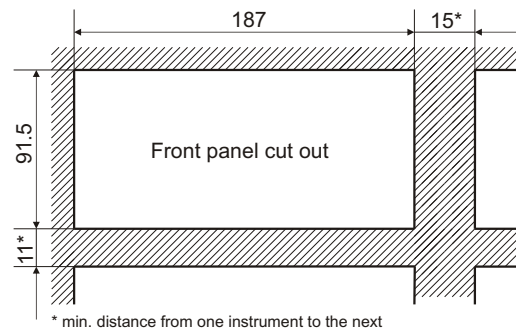
Technical Data

Controller principle:	Quasi-steady three-point P-controller with preselectable transfer function
Range:	0...±1000mV and 0...14pH
pH zero asymmetry:	±1pH
pH-slope:	50mV/pH to 62mV/pH at 0°C
pH-temp. compensation:	0-100°C or automatic with Pt-100 platinum sensor, 2-conductor design
Temperature display:	1. Manual 0...100.0°C 2. Pt-100 -10...+100.0°C ±1°C
Signal input:	Floating, with isolation amplifier, common mode voltage max. 500VDC
Input impedance:	10 ¹² Ω typical
Input bias current:	1pA at 25°C typical
Temperature drift in relation to input:	50μV/°C max.
Operating temperature:	10 to 45°C
Setpoint values:	0...±1000mV or 0...14pH, adjustable with potentiometer and display
Proportional band:	0...1000 mV or 0...7 pH In the P-band = Zero position, the controller works as a two-point switching controller
Dead band:	=10% of P-band
P-band deviation:	±2% of end values
Valve times:	0.5 to 20 or 0.05 to 2.0 seconds in relation to the mid of P-band
Alarm delays:	1-100 minutes or 1-100 seconds, can be switched off
Relay outputs:	(UP) valve: change-over contact 1Amp./230V, resistive load (DOWN) valve: switch-over contact 1Amp./230V, resistive load ALARM: change-over contact 1Amp./230V, resistive load
Current output:	0/4...20 mA for 0...14 or 2...12pH and special ranges. Ri ≥ 1MΩ, max. load 500Ω at 20mA 0/4...20 mA for 0...14 or 2...12pH, load = 51Ω
External setpoint:	115/230V, 50-60Hz, ~10VA approx. 1.4kg or 3Lbs Installation kit, 2 keys and manual
Power supply:	
Weight:	
Accessories:	
Optional equipment:	<ul style="list-style-type: none"> • Leakproof housing • Front panel available in different languages • Other signal outputs • Computer interface RS232C

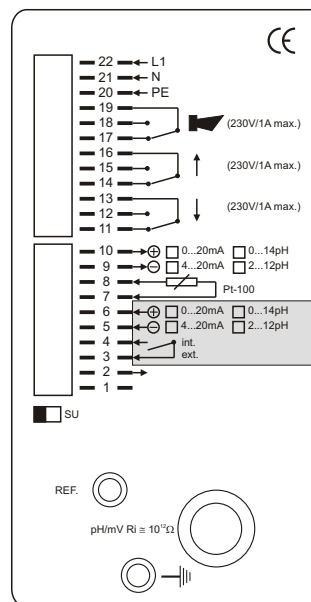
Dimensions in mm



Cut out dimensions in mm



Back panel



MOSTEC

Mess- und Regeltechnik
 Lausenerstrasse 13a
 CH-4410 Liestal
 Switzerland
 Tel. +41 61 9214090
 Fax +41 61 9214083